



**UTC Aerospace Systems**

Where ingenuity takes off

# Nano-Clear Coating NCI UTC Test Results

K. YEE


02/25/2015

**Nano-Clear<sup>®</sup>**


# Nano-Clear NCI - Test Panels



# Nano-Clear NCI After Adhesion Test



# Nano-Clear NCI - 2 Coats After Adhesion Testing



**UTC Aerospace Systems**

Where ingenuity takes off

**Nano-Clear<sup>®</sup>**

# Nano-Clear NCI - 3 Coats After Adhesion Testing




**UTC Aerospace Systems**

Where ingenuity takes off

**Nano-Clear<sup>®</sup>**

# Nano-Clear NCI After Hammer Testing




**UTC Aerospace Systems**

Where ingenuity takes off

**Nano-Clear<sup>®</sup>**

# Nano-Clear NCI – 2 Coats After Hammer Test



**UTC Aerospace Systems**

Where ingenuity takes off

**Nano-Clear<sup>®</sup>**

# Nano-Clear NCI – 3 Coats After Hammer Test



**UTC Aerospace Systems**

Where ingenuity takes off

**Nano-Clear<sup>®</sup>**



# Nano-Clear NCI – 2 Coats After Sand Blasting



# Nano-Clear NCI – 3 Coats After Sand Blasting



## Test setup:

In the Westford machine shop,  
with the Empire Sand Blaster,  
**@ 100 psi**, using Al<sub>2</sub>O<sub>3</sub> Brown  
sand, 80 grit size (McMaster Carr).  
Stand-off distance is about 20  
inches from the nozzle-to-sample.  
Blast time is 30 seconds



**UTC Aerospace Systems**

Where ingenuity takes off

**Nano-Clear**<sup>®</sup>

# Nano-Clear NCI Blasted and 5 Washing Cycles

